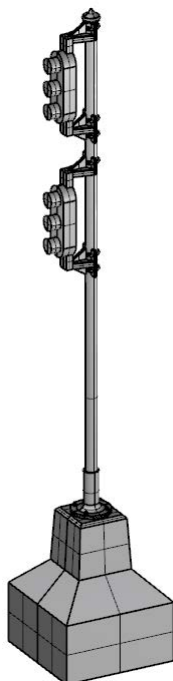




Casting Custom Parts with 3D Printed Molds

Earl Hackett, Jr. (former LOCAL Editor)

Being primarily a model builder rather than an operator, I am always looking for ways to make the parts I can't purchase. I have found that casting parts with epoxy resin in silicone rubber molds produces very high quality, durable parts, but the real problem has always been producing a two part mold. Over the years I have given several clinics on casting custom parts. The first clinics discussed the use of master models and clay backing. Subsequent methods included my lost wax method, using petroleum jelly or gelatin as the backing material, and 3D printing a mold box in Shapeways Frosted Ultra Detail (FUD) plastic. Some were complete failures, all were tedious, and one or two bordered on insanity.



So when I gave my latest clinic at Tracks to the Triangle, I was not surprised to see a rather small audience, but they were in for a surprise. If I had just given them the good stuff, the clinic would have lasted all of 5 minutes, so I gave them a history of my efforts so they would understand the significance of this development.

This is a ground mount signal model created from C&O Mechanical Advisory Committee drawings.

The accompanying images are screen shots from Rhino, my CAD system.

Shapeways recently introduced a new service, their High Definition Acrylic (HDA) process. The basic process has been around for years. A 'build plate', a flat sheet of plastic, is suspended in a tank of acrylic monomer, about 0.001" from the bottom. A laser then scans the surface, polymerizing the monomer as it goes. The problem was that the laser had to scan the entire surface and that took time. The smaller the laser beam diameter, the longer it took. As a result, most of these systems had a minimum feature size of about 0.004", which I considered unsuitable for fine detail.

This all changed after the introduction of Texas Instruments' Digital Light Projection (DLP) back in the late 1980s. As usual, TI has come with an innovative and extremely capable system that is used for digital projectors in movie theaters, micro imaging, and everything in between. The system uses an array of micro mirrors, similar in size to the number of pixels on a modern digital monitor, which tilt to direct the light either toward or away from the target. It works with any wavelength of light. The entire surface is exposed with a single exposure and a new image can be generated in milliseconds. The

continued on page 4

The Local

Official publication of the Mid-Eastern region, NMRA – A tax-exempt organization

Opinions expressed here do not necessarily reflect those of MER elected officials. Commercial suppliers, supplies and materials addressed in The Local in no way constitute endorsement by the MER. Copyrighted material that appears in The Local is used for educational and historical benefit only and does not constitute infringement of a copyright.

Publication Staff:



Editor:
Clint Hyde
801 Twymans Mill Road
Radiant, VA 22732
clinthyde58@gmail.com
(703) 862-4056

Photographer:
Bob Bridges
95 Chatham Mill Rd
Pittsboro, NC 27312-8538
rkbridges@icloud.com
(919) 602-4557



Webmaster:
James Brechbiel

frodo@mer-nmra.com
<http://mer-nmra.com>

Board of Directors and Administrative Staff



President:
P. J. Mattson, MMR
129 East Avenue
Swedesboro, NJ 08085-1209
(856) 467-0421
prez14@comcast.com



Secretary:
Ken Nesper
1218 Kearney Street, NE
Washington, D.C. 20017-4021
(202) 269-3890
oscaledc@yahoo.com



Director and Contest Chair:
Martin Brechbiel
3404 Monarch Lane
Annandale, VA 22003
(703) 309-3082
director3@mer-nmra.com



Vice President:
Kurt Thompson
350 Ternwing Drive
Arnold, MD 21012
410-507-3671
VP16@mer-nmra.com



Treasurer:
Brian Kampschroer
521 Stony Run Road
Dillsburg, PA 17019-9505
717-991-7560
treasurer16@mer-nmra.com



Director:
Michele Chance
5884 Circlewood Dr
Kannapolis, NC 28081-8736
(704) 933-4200
michelejc@carolina.rr.com



Achievement Program Mgr:
Charles Flichman, MMR
6909 Crandall Court
Clemmons, NC 27012-9056
(336) 766-8353,
cwflich@aol.com



Business Manager:
Bob Price
801 S. Newton Lake Drive
Collingswood, NJ 08108-3165
(856) 854-8585
business@mer-nmra.com



Director:
Ken Montero
524 Lancy Drive
Midlothian, VA 23114-3353
(804) 794-5704
Va661midlo@comcast.net

MER Division Superintendents



New Jersey Division 1
Robert Clegg
(856) 696-0463
bobcatcs@comcast.net
Division web page:
www.njdivnmra.org



James River Division 5
Phillip R. Taylor
(434) 589-6006
drphilster@gmail.com
Division web page:
<http://www.trainweb.org/jrd/>



Carolina Southern Division 12
Alan Hardee
(704) 868-6976
alanhardee@att.net
Division web page:
<http://www.carolinasouthern.org>



Potomac Division 2
Brian Sheron, MMR
(301) 349-5754
superintendent@potomac-nmra.org
Division web page:
<http://potomac-nmra.org/>



South Mountain Division 10
Paul Rausch
(717) 401-0747
rausch6976@comcast.net
Division web page:
www.smdnmra.org



Carolina Piedmont Division 13
John Sokash
(919) 467-2096
jasokash@bellsouth.net
Division web page:
<http://www.cpd13.org/>



Philadelphia Division 3
Joe Bergmaier
(610) 269-8558
jober922@gmail.com
Division web page:
www.phillynmra.com



Susquehanna Division 11
Tim Himmelberger
(717) 695-7958
timh@susquehannanmra.org
Division web page:
www.susquehannanmra.org



Chesapeake Division 14
Bill Ataras
(812)-533-1345
super.chesdivmernmra@gmail.com
Division web page:
www.chesapeake-nmra.org



Tidewater Division 4
Conrad Haas, Jr.
(757) 256-5989
conradh4@verizon.net
Division web page:
www.nmra-mer-tidewater.com

President's Column

P J Mattson, MMR

Well, another year has come and gone. We now welcome in 2017. Last year saw a lot of things happen in the world including a new US President being elected. If we finally need a Secretary of Model Railroads, I'm available.

Speaking of elections, this year we will be electing the 3 Directors for the MER. Martin Brechbiel is finishing his second term this year, and is term-limited out of running for Director again. Michele Chance and Ken Montero have only served one term, so they can run again this year. But all that being said, two years ago we had 6 members running for the 3 positions of Director. I would like to see this kind of interest again, and every time. So think about serving, and contact one of the election committee mem-

bers and submit your name. Bob Minnis is Chairman, with Bruce Barrett and John Janosko as Committee members. Additional information is within this issue of The Local.

With the weather turning colder, it's time to get back to those projects you left sitting on your work bench for Summer. Let's get them done and have them judged for AP awards. And remember that the President's award is for a passenger car this year. We've had some interesting models in the past.

This year's convention is called The SUSQUEHANNOCK and will be held in Harrisburg, PA from Oct 12 to Oct 15. Register early and mark the dates on your calendar. We want to see you there. It promises to be full of activities and a lot of fun.

Until next time stay on the right track.

An Open House photo from the 2016 Convention



Bill Aulicino's Layout
photos by Chuck Higdon



resolution depends on the number of pixels and the size of the image. Shapeways system has a maximum build volume of about 1" x 2" x 6". All those pixels on your monitor are focused on that 1" x 2" area so you get excellent resolution. For technical details on DLP technology you can visit

<http://www.ti.com/lstds/ti/dlp-technology/markets/markets-overview.page>

and to see how one of these machines is constructed visit

<https://ember.autodesk.com/overview>

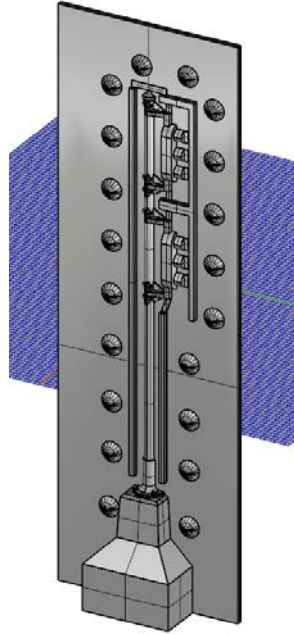
If you really like the Ember, you can purchase one for about \$7500.

So what's so great about this process? It has great resolution, but is also has very smooth surfaces so the rubber mold will release from the model. The model itself is split on a plane and used to form the two interior surfaces of the mold. A mold box is constructed around this master using simple plastic sheet and strips. It took about 5 hours to duplicate the brass signal masters that ten years ago took about 4 months of tedious machining and assembly.

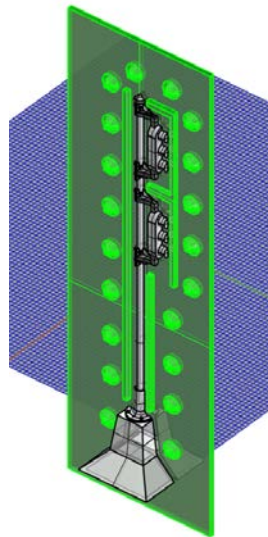
The first thing you have to do is create the 3D model. There are a number of free and low cost 3D CAD systems available. Visit

<http://www.shapeways.com/creator/tools>

for some suggestions. I prefer Rhino and haven't used any of the others so I can't provide much guidance. If you are a CAD beginner, I suggest avoiding any "parametric" system or systems that use a design history, particularly SolidWorks, as these limit your design freedom.



This is what you get back from Shapeways.



The splitting plane and alignment cones have been copied back 1 mm and the other half of the model moved into the working layers.

Once you have the model completed, the rest is easy. First select a parting line and create a plane. Split the model into two halves and move one half a millimeter away from the other. Add some cones around the parting surface to act as alignment features and copy the plane and cones back to the other model half.

The hard part is removing any "naked edges." All edges must meet with another edge. They cannot be left hanging in space or meeting with a surface. When you're done you will have one continuous surface that represents the exterior of the part plus the mold surface, the center portion of our mold box. Export a stereolithography (stl) file and upload it to Shapeways. In a few days you will get the finished part. The cost is usually between \$15 and \$20.

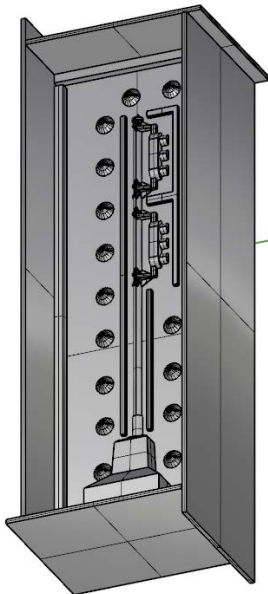
The construction process requires that supports be provided for any overhangs. Removing these supports leaves a small lump on the final part. Shapeways tries to keep these supports in non-critical areas, but it is not always possible. So inspect the model carefully and remove these support remnants with a sharp blade, chisel, or fine sandpaper.

To build the mold box, glue a piece of plastic strip (.08" x .08" is a nice size) to a piece of 2" wide .062" styrene sheet. This strip should be as straight as possible, centered, and parallel to one edge. The part from Shapeways will

probably be slightly warped and this plastic strip provides a means of holding it flat. Continue with 3 more sides until you have the mold box completed. Keep all four sides square so you don't have problems removing the rubber mold halves. To simplify removal of the mold halves, leave one side open and just clamp a piece of flat plastic to it, providing an open side to make removal of the mold halves easier.

Pour rubber into one side and then the other. Allow it to cure for at least 24 hours before removing from the box. When finished, you will have a high quality mold to produce as many parts as you need.

(Clint: I used OpenSCAD to design my 1:1 " barn" , it' s not one of those " parametric" tools Earl is referring to, but it does export " STL" , and it is free. A little odd to start with, but it worked ok for me. I found SketchUp problematic, and Blender difficult if beautiful. I guess I should try making something to send to Shapeways.)



This is the finished mold box. An open side makes mold removal easier.

Two test pours made from a 3 over 2 bridge mount mold. The upper used a high viscosity resin from Resin Research, the lower used my usual AeroMarine epoxy. The upper model was significantly stiffer and had no flash.



Disclaimer: Parts from the High Definition Acrylic process are black and getting a good photo of a black part is just about impossible. This will look better in the PDF copy.



This is a close up of the mold made from Shapeways high Definition Acrylic process. Total time invested was about 5 hours.

Additional MER Volunteers:



Registrar:
Bill Grosse
24 Bethel Avenue
Hamilton, NJ 08620-2306
(609) 585-4616
MER-Registrar@verizon.net



Nominations & Ballot Chair:
Bob Minnis, MMR
11 Marwood Drive
Palmyra, VA 22963
(434) 589-3011,
kahluab@aol.com



Archivist:
Chris Conaway
407 Kings Highway
Moorestown, NJ 08057-2726
(856) 439-1742
chrisconaway@aol.com

Keeping In Touch...

By Bob Price
MER Business Manager

For this issue of The Local my column provides a preview of what members can expect if they elect to use electronic voting during our next MER election using Election Buddy. The SER has successfully used the Election Buddy system for its region's election and I have read in several NMRA publications that the NMRA will be using this system too.

We want to make it very clear that paper ballots are NOT going away. Each member eligible to vote electronically will still receive a paper ballot for the 2017 MER election. At some date in the future, we will allow members to select electronic voting only, but paper ballots will remain an option.


In cases where a member returns a paper ballot and votes electronically, the paper ballot will be discarded.

To be eligible to vote electronically, the MER must have a valid email address on file for the member. Each email address needs to be unique to a voter. We have

a few members where a spouse or other family member has the same email address as the primary member. In these cases, only the primary member will be eligible to vote electronically. The other family members will only be able to vote using a paper ballot.

How the Election Buddy system works is that a unique email is sent to each member who is eligible to vote. That email contains a link that is unique to that member. The member clicks on that link and it takes them to the web page where the member can vote. Some members will need to check their email junk folders depending on how sensitive your email security is set. The email will be coming from the Election Buddy system. The subject line will indicate that the email is related to the MER election.

The email can be rather busy, with lots of other supporting information. Here is the process sequence for voting.



Ballot ID - BobP
On behalf of Mid-Eastern Region NMRA, MER BusMgr (MER-BusMgr@Comcast.net) invites you to vote in the MER 2016 Election.
This election runs until Aug 01 2016 06:00 pm GMT -05:00, Eastern Time (US & Canada) time zone.

We are using an online election system to tabulate our votes.
You have been assigned a unique voter key which can only be used to vote once, and your voting choices will remain anonymous. Do not forward this email,

If you have election questions, feedback or want to be removed from future ballot lists, please email Mid-Eastern Region NMRA at MER-BusMgr@Comcast.net

To vote, please click on the following link:
<http://electionbuddy.com/vote/key/PT7Y-5H7S-F6JC-Y3CM>

You can also copy and paste the link into your email.

Sent by electionbuddy, the easy to use, secure online voting system.
<http://electionbuddy.com/>

1. Circled on the image above is the link a member would click to start the voting process.

2. You will be taken to a web page with a list of positions and the candidates. You make your selection by clicking on the circle to the right of the person for whom you wish to vote. The system allows for write-ins and will limit the voter to a preset limit of choices per position.

Candidates	Selection
PJ Mattson information	<input type="radio"/>
Candidate: <input type="text"/>	<input type="radio"/>

Vice President
Select only 1 of 2 candidates or write-in your own candidates.

Candidates	Selection
------------	-----------

3. To the right of each candidate, there is a hyperlink labelled “information”. If you click on that link, a new web page opens and presents the candidate’s position statement and photo if available.

Candidate Information - PJ Mattson

Candidate for President – P. J. Mattson - I have been a Life member of the NMRA and MER (NMRA L-5286 MER L-284) since 1985. I now serve as the MER President and Convention Treasurer for the MER. I started being a Convention Registrar for the Markers '89 regional convention in Cherry Hill, NJ. I then served as the Registrar for the Valley Forge Express National Convention in 1993. I have done a multitude of Regional Conventions and served as the Tour Desk coordinator for the recent Independence Junction National Convention in 2006. I am also the Car Project distributor for the MER. I have served as an MER Director for 3 years and then I became Vice-President. I now have served as President for 2 years. I am married with 3 children and 7 Grandchildren and 2 Great-Grandchildren. I am a retired Emergency responder for the DuPont Corporation. I served in the Army in Vietnam in 1969 and 1970. I also am a Volunteer Firemen where I

Once a voter has made their choices, they are prompted to submit their ballot. Basic tests are applied before the ballot is processed. For example, if a member forgot to choose a candidate for a position they would be prompted to make a choice. A ballot can only be cast one time. Once submitted, a member cannot change their ballot.

The Election Buddy system has the ability to generate reminder emails – for only those members who have not yet voted electronically. The MER will probably use this feature midway thru the election time frame.

Once the election closes, the Election Buddy system tabulates the results and allows them to be extracted. There is no way to extract from the system who voted for what candidates. We will only be able to extract the results and the unique identifier (possibly NMRA ID) of whomever voted. The unique identifier would be used to match against any paper ballots to avoid duplication.

As always *Keep in Touch* with any questions or changes in your subscriptions or addresses. A current address on file saves the MER some money.



2017 MER CONVENTION THE SUSQUEHANNOCK PROTOTYPE TOURS

American Car and Foundry, and Bowser Manufacturing

Dan Horting

To kick off the convention on Thursday, October 12th there will be a day long bus tour to American Car and Foundry in Milton and Bowser Manufacturing in Mountoursville. As an added bonus our lunch stop will be the Front Street Station Restaurant in Northumberland.

Hotel departure is at 8 a.m. on an executive coach to American Car and Foundry (ACF). Seating is limited to one bus load, so register early to assure a seat. There will be a waiting list in case someone cancels. ACF Industries LLC originally known as The American Car and Foundry Company was formed in 1899. ACF Industries LLC is a leader in the manufacture and fabrication of specialty railcar parts and miscellaneous steel products. While the Company's primary purpose is to compliment the new car and car repair market, it also provides manufacturing support to other manufacturers of steel products.



Following our tour at ACF we will be driven to the historic Front Street Station for a lunch buffet. Construction began on this building in 1908. At the same time PRR's Northumberland classification yard was expanded making it the fifth largest such railroad yard in the United States at the time. The station was completed in 1910, opening the way for a flourishing Pennsylvania Railroad passenger train service that brought 18 trains to town each day. One of these trains was *The Susquehannock*. The station closed in 1958 and remained closed until 1981 at which time it was restored as a restaurant. The Front Street Station Restaurant opened for business on August 1, 1983.

After lunch the bus will go to Mountoursville to visit Bowser Manufacturing. The company was founded in 1948 by Bill Bowser in California; since 1961 it has been owned by the Lewis English family. Bowser produces model railroad locomotives, railroad cars, kits and a wide selection of parts directed at the more serious model railroad enthusiast. Bowser's significance for the model railroad community lies not only in the products that Bowser itself originated, but also in those originally produced by other companies. The latter includes products originally made by Penn Line Manufacturing, Varney, Cary, and Pittman motors. There will be a shopping opportunity at English's Model Railroad Supply.

East Broad Top Railroad and Rock Hill Trolley Museum Tour

On Friday, October 13 we have a day long bus trip planned to Rockhill Furnace, Pennsylvania, to tour the East Broad Top narrow gauge railroad facilities as well as the adjacent Rockhill Trolley Museum. The bus will be leaving the hotel at 8 AM. During this tour you will visit the historic East Broad Top Railroad shops and roundhouse and the Rockhill Trolley Museum car barns, as well as riding the trolley over historic right of way.

The East Broad Top (EBT) is a National Historic Landmark. The East Broad Top Railroad and Coal Company preserves the country's oldest surviving narrow gauge trackage, built and opened for service in 1873. Shut down in 1956, and then operated for another 50 years as a tourist train, the line remains virtually intact – including track, steam locomotives, cars and facilities.



MORE LAYOUT PHOTOS! From the 2016 MER Convention
by Chuck Higdon
A special feature in the E-LOCAL PDF



**Charles
Rausch's
Layout**





Dan Fisher's Layout





Jim Murphy's Layout





Vinny De Robertis' Layout



THE MER WANTS YOU!

NEEDED: Candidates for the position of Director – there are 3 Director positions that will be up for election in 2017.

WHEN: The deadline for self-nomination is April 15th, 2017.

Any MER member can nominate him or herself by contacting any member of the nominating committee **before April 15th**. A photo and a 200 word (max) statement outlining his/her qualifications or desire for the position is required. A 500 word statement can also be supplied for on the MER Web site.

After April 15th, any MER member can be nominated via a petition signed by 25 current MER members, submitted to any member of the nominating committee **before June 1st**. A photo and

a 200 word (max) statement outlining his/her qualifications or desire for the position is still required. A 500 word statement can also be supplied for on the MER Web site.

NOMINATING COMMITTEE:

Bob Minnis (kahlualab@aol.com)
Bruce Barrett (greenjeeps2@yahoo.com)
John Janosko (john2jan@embarqmail.com)

If you are interested in giving something back to the hobby you thoroughly enjoy, this is your chance.

Successful completion of a 2 year tour counts toward most of the requirement for the AP "Association Official" certificate.

Please respond in one e-mail to all three committee members to insure reception of your nomination!

Deadlines and Schedules for 2017 Nominations and Balloting

By-laws changes adopted in 2016 require the publication of deadlines and schedules for nominations and balloting for 2017 to be published in the first issue of The Local for 2017. These dates are determined by Policies, Art. VI, except for the first one that is set by the Nominations Committee. Here they are:

April 15, 2017 -- Deadline for receipt of self-nominations sent to the Nominations Committee.

June 1, 2017 -- Deadline for receipt of petitions for nominations sent to the Nominations Committee. Also date for Nominations Committee to notify Board of Directors of slate of nominees.

August 1, 2017 -- Deadline for mailing paper ballots to members and for commencing electronic voting.

September 5, 2017 -- Deadline for electronic voting, also last day as shown by postmark for mailing paper ballots.

September 9, 2017 -- Deadline for receipt by Balloting Committee of paper ballots sent by mail.

September 20, 2017 -- Deadline for Balloting Committee to transmit results to President and Business Manager.

September 30, 2017 -- Deadline for communicating election results to candidates.

October 10, 2017 -- Deadline for publishing election results on MER-NMRA website.

The Contest Room and Special Awards -- 2017

By Martin Brechbiel, MER General Contest Chairman

The calendar has rolled over again and it is time for you all **bring your models to The Susquehannock – the MER 2017 convention in Harrisburg, PA** (October 12-15, 2017), and enter them into the various judging categories! Beyond the regular Contest categories, there are several Special Awards that you should consider bringing that "Special" model to place into consideration.

We saw an outstanding selection of very high quality models in Durham in 2016 and fully 50% received Merit Awards! I have every hope and expectation that the MER will continue to meet that level of achievement since the MER has a high number of truly outstanding modelers. We will also need the continued great service of our existing cadre of experienced Judges as well as our Apprentice Judges. In that same light, I'd like to hear from members of last year's judging crew to confirm (at least tentatively...) who will be coming to Harrisburg. And as always, I want to hear from any modelers that would like to become Judges.

Lastly, participating as a Judge is a great way to learn and improve your modeling skills as well as gaining a "hands-on" practical understanding of how the judging matrices are applied. On top of that, judging is another activity that counts towards your Association Volunteer category in the AP program! And, having now mentioned the AP program, I'd like to invite any and all of the Divisional AP coordinators to drop by the contest room, take a look at the entries, and even participate in the judging session! Come to Harrisburg and bring your models to the Contest Room!

In addition to the Judged Contest, we also have a popular vote Photo Contest with multiple categories. Lastly we also will have an array of Special Awards that include the "Favorite Train" and "Favorite Model" popular vote categories. These Special Awards and awards for all of the categories in the Model and Photo contests will be presented at the convention banquet on Saturday evening. Awards and other contest information will soon be available on the convention website!

THE BEST OF SHOW AWARD is given to the model that scores the highest point total in the judged model contest. A plaque is awarded AND registration to 2018 MER convention.

THE PRESIDENT'S AWARD for 2017 has been chosen by MER President Mattson and will be given for his favorite Passenger Car.

THE CLYDE GERALD AWARD is sponsored by the MER and named for the late Clyde Gerald, former MER Business Manager and long-time modeler. This is awarded to the kit-bashed model which scores highest in the judged model contest. Be sure to check the definition of kit-bashed for this award!

THE PHILADELPHIA DIVISION NEW MODELER AWARD rewards excellence in model building by first time entrants in an NMRA sponsored judged model contest. The highest score achieved by a new modeler in the contest is worth not only a plaque, but a cash prize of twenty-five dollars!

THE RAY BILODEAU NARROW GAUGE AWARD is also privately sponsored by a group of narrow gauge modelers, and encourages building models depicting aspects of narrow gauge railroading. The narrow gauge model that scores highest in the model contest is presented a plaque.

THE GREAT DECALS! AWARD is an award for an excellent model that includes a Great Decals! product in its construction and/or finishing achieving the highest judged score in lettering & finish and also receives a Merit Award.

THE FAVORITE TRAIN AWARD is a popular vote award and will be included on the Popular Vote ballot. Yes, members who can find their way to the contest room and fill out a ballot get to choose the winner!

I'd like to encourage everyone to consider bringing a model to enter into the various NMRA contest categories. I've found it to be very educational and of considerable general value. My modeling skills continue to improve from participating in the AP program and Contest room. I feel this to be a valuable part of the MER and the NMRA, and I also know that the MER has a great number of truly outstanding modelers out there.

If you have any questions, contact me: director3@mer-nmra.com

All of the information and forms pertaining to the Special Awards, criteria, qualifications, Judging, etc. are available on the MER web site, <http://mer-nmra.com/Achievement.html>, and on our Yahoo Group, The MERMailbag at <https://groups.yahoo.com/neo/groups/MERMailbag/files/The%20Special%20Awards/>. Just click on the name of the Award to be linked to the pdf files for that award's information! Downloading and filling these out well in advance is worth your time & effort since you can type right into the form.

MER Financial Statement for EOY 2016

Respectfully submitted
Brian Kampschroer, Treasurer,
MER, NMRA, Inc.

Account	2016-12-31 Balance
ASSETS	
Cash and Bank Accounts	
040 - Morgan Stanley Checking	9,967.38
050 - High Point Checking	58,950.58
051 - Money Market	3,730.39
100 - CD - General 1	0
101 - CD - Life Fund	0
102 - CD - General 2	0
170 - Business Manager Advance	0
171 - Auction Advance	0
172 - Convention Advance	2,000.00
TOTAL Cash and Bank Accounts	74,648.35
TOTAL ASSETS	74,648.35
LIABILITIES	
Other Liabilities	
480 - Life Member Fund	37,873.68
481 - Life Member Fund Interest	64.76
526 - Subscriptions 2016	0
527 - Subscriptions 2017	3,953.50
528 - Subscriptions 2018	534.5
529 - Subscriptions 2019	45
530 - Subscriptions 2020	9
570 - NMRA Dues Payable	0
580 - Division NMRA Rebate	1,780.00
TOTAL Other Liabilities	44,260.44
TOTAL LIABILITIES	44,260.44
NET WORTH	30,387.91

Position Available: Model Contest Chairperson

Position Summary: The Model Contest Chair is responsible for coordinating, administering, and supervising the Model Contest at Mid-Eastern Regional (MER) conventions utilizing guidelines and regulations set by the National Model Railroad Association (NMRA) and the MER. He/she must be computer literate, a good organizer and manager, a good modeler in his own right, and thoroughly versed in the model contest judging procedures of the MER.

Principal Activities Include: So, this position consists of: (1) recruiting judges, (2) assist in setting up the contest room at each MER sponsored convention, making sure that there is appropriate display space and category identifying signs in the contest room, coordinating with the General Contest Chair, (3) insuring that each contestant fills out the necessary entry forms, and insuring that the entry form data is recorded in the Model Contest database, assist in contest paperwork, entering information into the computer database, (4) verifying data, tallying scores, printing, and distributing ribbons and certificates to be placed with the winning models, (5) assist the General Contest Chair in distributing awards at the Awards Ceremony, and (6) assist the General Contest Chair in resolving disputes, if any, in connection with the Model Contest.

If interested, contact:

Martin Brechbiel
director3@mer-nmra.com or
martinwb@verizon.net
General Contest Chair
Director

Moving? Changing email addresses? Promptly notify the NMRA at
<http://nmra.org/members/update>
or by mail at:
P.O. Box 1328, Soddy Daisy TN 37384-1328

to insure continued timely delivery of The Local to you, and so we can contact you as necessary. (NMRA notifies the MER of such changes, saving you one more step).

Playing Santa Claus

Don "Santa" Jennings

The Carolina Piedmont Division of the NMRA, located in Cary, North Carolina, has been erecting HO Scale train layouts over the course of many years. During the year, the CPD members are asked to build the buildings, many of which are donated for the layout, and then come work on the railroad layout for the track work and scenery. The layout is complete with one locomotive, many train cars, mountains with rivers and lakes, trees and bushes, roads and automobiles and people etc.

Once the layout is complete, all this attention to detail is so the layout can be taken to the November Raleigh State Fairgrounds Train Show where it will be raffled off. The money from this raffled layout is used to purchase train sets to be GIVEN to children of needy families. Club members were assigned to deliver train sets to other needy families around the Raleigh-Cary area.

I contacted the Western Wake Social Service Center to find a family to receive OUR gift. I was lucky to have one in Cary. I got together with the

social service woman who took me to deliver the gift. There were two little boys, ages about 4 years old and 6 years old. Our club thought a 4 year old might be a little too young to receive a train set. But luckily there was a THOMAS THE TANK ENGINE set for them.

At the families' home, introductions were made and the gift was unwrapped with great delight. The train set was set up on the living room floor by the older of the two boys. The younger boy cried and hollered that he could not touch or hold the THOMAS as he wanted to. The locomotive was set on the track and everyone watched as it went around the circle. That is until the younger boy reached out and grabbed it, derailing the train time and time again. The locomotive never made a full trip around the circle while I was there.

This is when the social service woman and myself left the home. The woman with the two boys was thrilled to receive the gift for her children and thanked me for it. Not all children get to have happy smiling faces.

Playing SANTA has been a memorable experience for me and will live with me forever.

Potomac Division Announcement:

Potomac Division will host **2018 MER Convention**

We are very pleased to announce that the Potomac Division will be hosting the 2018 Mid Eastern Region Convention. We have selected the dates of October 3-7, 2018, which is a Thursday through Sunday on Columbus Day weekend. We have also selected the Rockville Hilton, 1750 Rockville Pike, Rockville, MD for the location of the 2018 convention.

**Custom
Layout
Building**

Layout Design

By Lance Mindheim

www.shelflayouts.com
301-404-8164

Coupler Comments

Clint Hyde, Editor

Since last issue I've migrated all my LOCAL work to a newer machine, and newer software versions. We'll see how this goes. Doesn't look too different yet. This machine is not brand-new, but I inherited a lot of software with it, after inheriting a complete typeface library last time I got an older machine; some of those typefaces getting a workout this issue. Worked hard on last issue, and it STILL got printed with a glaring typo that my wife found almost immediately, and I don't see in the original docs. Not sure what happened...

Thanks to those who sent stories after last issue's request. They are good items. Keep them coming. Now I have a specific story I want written--and not by me, altho I will if necessary. Need a volunteer!

I had some online sources come to my attention recently. It turns out there are a lot of structure plans one can find online. The hardest part is maybe finding the websites. Last year I found a seller on eBay that had interesting ones, so I bought a bunch of them.

Where are all the sources for this kind of drawing? I found one in Canada that looks like interesting stuff, the quantity is not huge, but you have to call them on the phone to make a purchase. I also found where you can buy electronic versions of Pat Harriman's two books of plans (MRH.com), so I've done that too. Beats starting from his hand-drawn architect drawings like NMRA Mag has been publishing the past few years, although I have redrawn a couple.

Part of the reason I was thinking about this is RMC and MR used to have these drawings often in the past, and now they don't much.

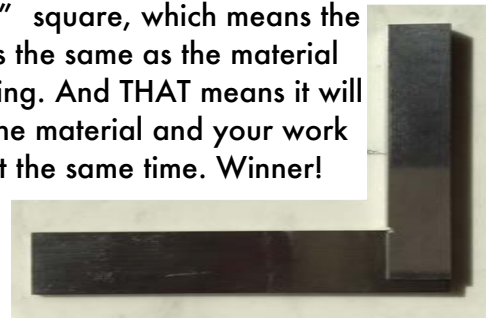
Pinterest seems to have a bunch, but it's hard to work with to find the things. There are a number of websites that offer them for sale, there are other sources...I need someone to take on the story and do the research, investigate the quality and interestingness (outhouses don't budge my "interest-

Event Announcement

The 2017 Potomac Division Minicon is scheduled for March 4, 2017 at St. Matthew's United Methodist Church, 8617 Little River Turnpike, Annandale, VA. Same location as always.

Favorite Tools: Have you a favorite tool that's a little unusual? Email me a blurb about it, maybe with a photo? I'd like to hear from folks on this, and we'll put them in future issues.

Here's one of mine: sure it looks like a standard metal square from Micro-Mark. And it is. But it's the "skinny" square, which means the thickness is the same as the material you are cutting. And THAT means it will lie flat on the material and your work surface at the same time. Winner!



ingness" meter, but it doesn't have to be FSM Jewel Series kind of design). Designs that are multi-purpose are good too--just because the drawings says "X" doesn't mean it can't be "Y" or "Z".

Email me if you know of an online source like this, eh? I know about brewerplans, scalemodelplans, and blazeks.

If you've got another story idea, I'd love to see it. Always need a story or two for publication. I have one spare plus photos right now...

Also: layout open houses need exposure here. If you go to one, take some photos, talk to the owner, take some notes. Doesn't have to be long or fancy, just something in the MER territory. And not something Paul Dolkos did recently :)

As always, the PDF E-LOCAL will have more than the print version. This issue it's more open houses from the convention. And you can print the convention registration.

Division Superintendents: Please let me know about your annual mini-convention-like local episodes. There's one mentioned this issue already. The LOCAL is happy to let everyone know about them if you get me the info!

On page 1, at the top, is a, well, I think of it as a micro-caboose. It was in the model contest at 2016's convention. Bill Davis, modeler.

The AP consists of four areas with eleven sub-categories:

- A. Model Railroad Equipment**
 - 1. Master Builder - Motive Power**
 - 2. Master Builder - Cars**
- B. Model Railroad Settings**
 - 3. Master Builder - Structures**
 - 4. Master Builder - Scenery**
 - 5. Master Builder - Prototype Models**
- C. Model Railroad Engineering & Operation**
 - 6. Model Railroad Engineer - Civil**
 - 7. Model Railroad Engineer - Electrical**
 - 8. Chief Dispatcher**
- D. Model Railroad Service**
 - 9. Association Volunteer**
 - 10. Association Official**
 - 11. Model Railroad Author**

The MER Grants Policy

The MER has a matching funds grant mechanism whereby any of the Divisions can file a request for funding for an item, or project. The rules for this are very straightforward and can be found in Section 5, Part X. Grant Policy, page 5-6 (page 52 of the current website version, available from the MER web site, [http://mer-nmra.com/pdfs/ExecutiveHandbook 2014mwb610.pdf](http://mer-nmra.com/pdfs/ExecutiveHandbook%2014mwb610.pdf), or the MER Secretary). In short, any active Division within the Region can apply for a matching grant of up to \$1000.00 by first submitting a proposal for that funding that describes the use and an estimate as to how it will be spent prior to spending any monies.

All proposals should be a single page. This does not need to be a long, drawn out document. A few clear sentences should suffice in almost every case. What is needed is also a clear cost estimate to be attached and it should all be sent to either the President or to the Secretary of the MER. Thereafter the MER Board will review and either approve or disapprove funding. All requested funds must be used for activities directly related to promoting model railroading and must relate to events, activities, and operations that occur within the MER. There is one limitation beyond that dollar amount - each Division can only present 1 proposal per year. But, each Division can also come back with a new proposal every year.

Achievement Program

Achievement Program Update

By Charlie Flichman, MMR

Since the last report in The Local, the following Achievement Program certificates were earned and awarded:

Division 2 - Potomac

Association Volunteer - Ken Nesper

Division 3 - Philadelphia

Golden Spike - Thomas Crop

Golden Spike - Don Henkensiefken

Division 4 - Tidewater

Master Builder Structures - John Johnson, MMR

Master Builder Scenery - John Johnson, MMR

Division 5 - James River

Master Builder Motive Power - Rodney Vance

Congratulations to MER's newest MMR, Rodney Vance of the James River Division, MMR #581.

In a perfect world, this information will appear soon in the NMRA magazine. This should not deter you from giving recognition locally. Normally you will be able to recognize AP accomplishments long before the names appear in the NMRA magazine.

Event Announcement

Blue Ridge Summit, Pennsylvania, April 8, 2017, NMRA, MER South Mountain Division and Mainline Hobby Supply Host its 5th annual Mini Con at the Blue Ridge Fire Hall, 13063 Monterey Ln., Blue Ridge Summit, PA. Come enjoy from 9 AM to 4 PM, this one day free event one block north of Main Line Hobby Supply, consisting of prototype and modeling presentations, formal and informal clinics, modular displays, and interaction with your fellow hobbyists and beginners.

This year's formal clinics will focus on Steel Mills and associated Steel Industries. This no admission charge, educational event is open to the public for the promotion of the hobby of Model Railroading.

The Mid-Eastern Region, Inc., NMRA
An IRS Tax Exempt Organization
Business Manager
801 S. Newton Lake Drive
Collingswood, NJ 08108



RETURN SERVICE REQUESTED

INSIDE THIS ISSUE

Casting Custom Parts 3D1
 President's Column3
 MER Business Manager.....6
 2017 Convention Info8
 2016 Layout Tour Photos9
 MER Wants You!14
 Contest Room Special Awards.15
 MER Financial Statement.....16
 Playing Santa Claus17
 Editor's Column18
 MER Grants Policy19
 Achievement Program.....19

Subscriptions to **The Local**

Send requests to MER Business Manager at the above address

Printed black & white version, \$9/year \$ _____

Free electronic **color** version

email _____

Donation \$ _____

Total \$ _____

Name _____

Address _____

City _____ State _____

Zip (+4) _____

NMRA# _____ Expire Date _____

Scale(s) _____ Telephone _____

Make checks payable to the "Mid-Eastern Region"

The Local welcomes articles, photographs and model railroad related material as contributions to members' mutual enjoyment of the hobby. Materials should have a wide appeal. The Editor will exercise all due care of submissions, but contributors should not send originals without having back-up copies of both articles and photographs. Editors, by definition, reserve the right--and have the responsibility--to make corrections, deletions, and changes to accommodate space. Upon receiving any submission, the Editor will confirm receipt, and, at a later date, indicate the anticipated edition the submission will appear in The Local. If you do not receive a postcard or email within two weeks, please resend your submission or contact the editor by phone.

Publication Schedule	Deadline
Jan/Feb	Dec 1st of previous year
Mar/Apr	Feb 1st
May/Jun	Apr 1st
Jul/Aug	Jun 1st
Sept/Oct	Aug 1st
Nov/Dec	Oct 1st

If you are interested in advertising with the Mid-Eastern Region of the National Model Railroad Association, please contact the editor. The current advertising rates (6 issues) for The Local are as follows, and must include camera ready art (jpeg, pdf, bmp, tiff format) :

Callboard ads (30 - 50 words, Div and Clubs Only)..Free	
Business Card size	\$60
Quarter Page ad	\$125
Half Page ad	\$225
Half Page ad per issue (Div only)	\$25